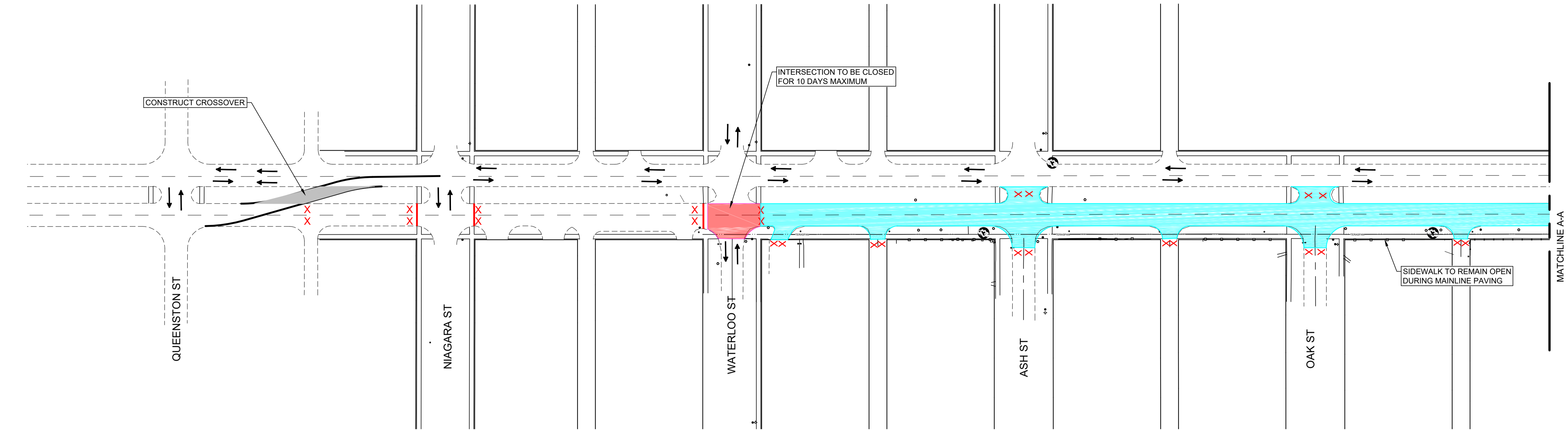

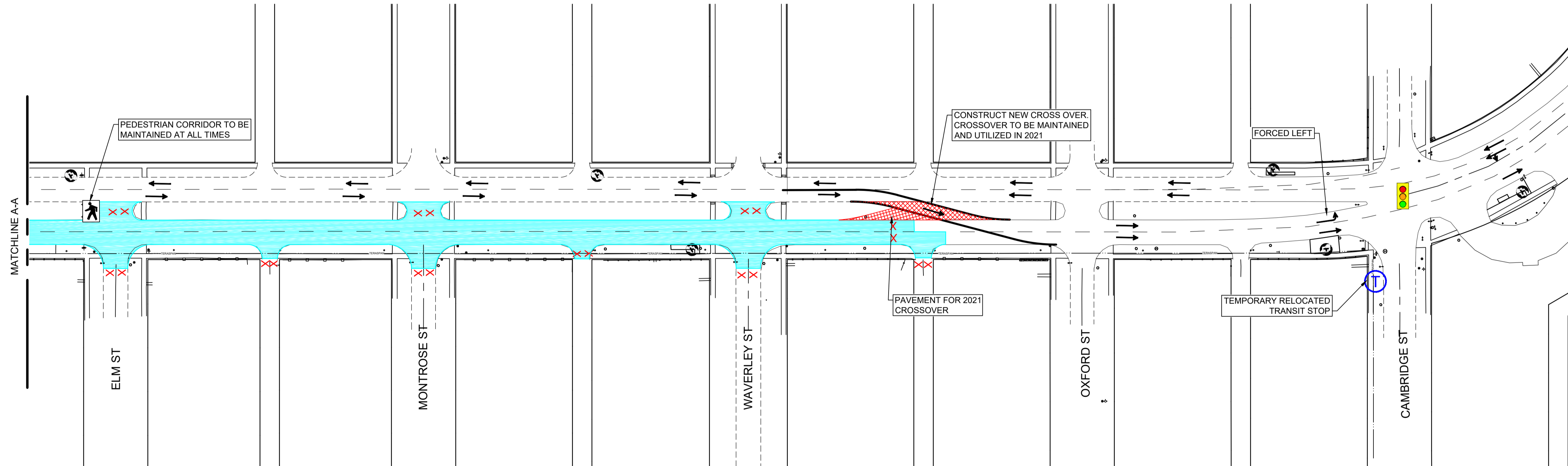


WATERLOO TO OXFORD (2020)
CORYDON AVE EASTBOUND - STAGING



CORYDON AVE EASTBOUND - STAGING



- NOTES:
- TYPICAL CROSS OVERS TO BE CONSTRUCTED WITH 75mm TYPE A1 ASPHALT, 75mm BASE COURSE, 225mm-50mm SUB-BASE AND WOVEN GEOTEXTILE.



WARNING

IF POWER EQUIPMENT OR EXPLOSIVES ARE TO BE USED FOR EXCAVATION ON THIS PROJECT THE CONTRACTOR MUST:
 1) NOTIFY THE GAS COMPANY OF THE PROPOSED LOCATION OF EXCAVATION.
 2) TAKE PRECAUTION TO AVOID DAMAGE TO GAS COMPANY INSTALLATIONS.
 SEE PROVINCIAL REGULATION 140/92 FOR DETAILS

METRIC

WHOLE NUMBERS INDICATE MILLIMETRES
DECIMALIZED NUMBERS INDICATE METRES

150 WM	WATERMAIN	150 WM	HYDRO
HYDRANT	M.T.S.	CONCRETE	CONCRETE
VALVE	CONCRETE	ASPHALT	ASPHALT
300 LDS	LAND DRAINAGE SEWER	300 LDS	SIDEWALK
250 WWS	WASTE WATER SEWER	250 WWS	MILL JOINT
MANHOLE	PROPERTY LINE	SURVEY BAR	DITCH
CATCH BASIN	ELEVATION	(32.231)	SIDEWALK RAMP
CURB INLET/CATCH PIT	PROPOSED	EXISTING	LEGEND-PROFILE
TRANSIT STOP	PROPOSED	EXISTING	LEGEND-PROFILE
CULVERT	(31.334)	EXISTING	LEGEND-PROFILE
GAS	PROPOSED	EXISTING	LEGEND-PROFILE

LOCATION APPROVED UNDERGROUND STRUCTURES

SUPV. U/G STRUCTURES COMMITTEE	DATE
NOTE:	LOCATION OF UNDERGROUND STRUCTURES AS SHOWN ARE BASED ON THE BEST INFORMATION AVAILABLE BUT NO GUARANTEE IS GIVEN THAT ALL EXISTING UTILITIES ARE SHOWN OR THAT THE GIVEN LOCATIONS ARE EXACT. CONFIRMATION OF EXISTENCE AND EXACT LOCATION OF ALL SERVICES MUST BE OBTAINED FROM THE INDIVIDUAL UTILITIES BEFORE PROCEEDING WITH CONSTRUCTION.

B.M. ELEV.	
NO.	REVISIONS
DATE	BY
20.02.14	S.R.S.
2019/11/28	

Stantec
500 - 311 Portage Avenue, Winnipeg MB Canada
www.stantec.com

DESIGNED BY	T.G.	CHECKED BY	R.K.H.
DRAWN BY	M.K.	APPROVED BY	S.R.S.
HOR. SCALE:	1:750	RELEASED FOR CONSTRUCTION:	
VERTICAL:		DATE	

ENGINEER'S SEAL

PRELIMINARY DRAWING

NOT TO BE USED FOR CONSTRUCTION

CONSULTANT DRAWING NO.
C-701

THE CITY OF WINNIPEG
PUBLIC WORKS DEPARTMENT
ENGINEERING DIVISION

2019-2023 STAFFORD/TAYLOR/CORYDON
TENDER 1
CORYDON AVENUE
CONSTRUCTION STAGING
EAST BOUND STAGING

SHEET 31 OF 55
CAD FILE DRAWING NUMBER
08020c-701-932.dwg
CITY DRAWING NUMBER
P-3524-31

U:\1\1378020\0320_cdr\dwg\0320_prel_1\1378020_0320.dwg